

In areas of high humidity where solid sheathing is required:

Following are 4 different suggested methods of application to increase longevity:

1. Apply **Certi-Last®** pressure-impregnated treated shakes or shingles directly to the sheathing. (Figure 23a)
2. Apply vertical strips over the sheathing in alignment with the rafters below, then place horizontal furring strips on top of the vertical boards. (See Figure 23b).
3. Apply horizontal furring strips to the deck, spaced at the exposure of the product.
4. A continuous ventilation product may be used beneath the Certi-label® roofing material (See Figure 23c). Continuous Ventilation Products come in a variety of designs/formats, consult your supplier.*

Note: Good ventilation is essential. Ridge and soffit vents are recommended.

*Consult with the Continuous Ventilation Product Manufacturer for application and installation instructions specific to its product.

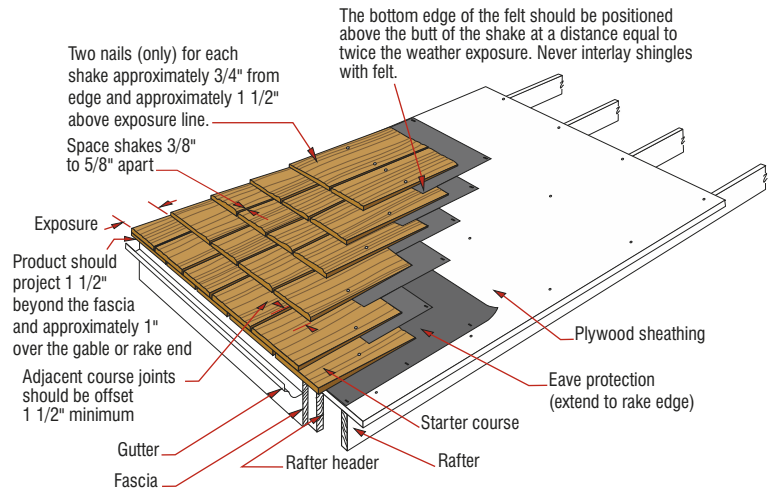


Figure 23a: Certi-Last® shake application (Option 1 depicted)

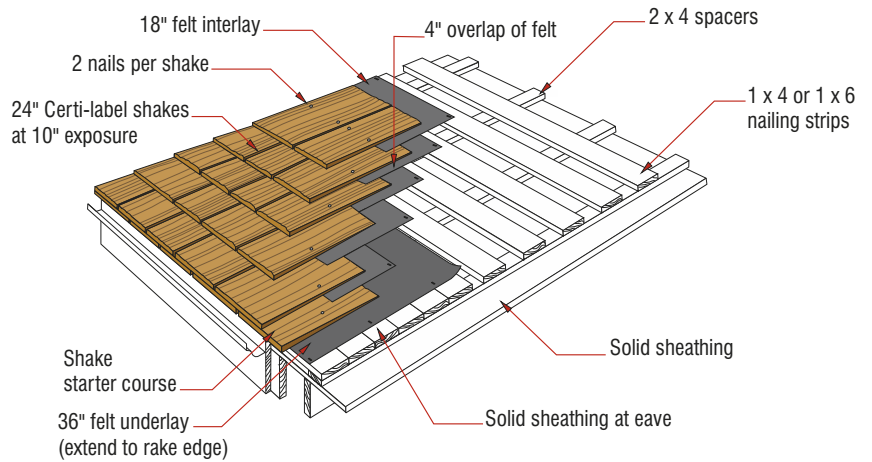


Figure 23b: Vertical Strips Over Solid Sheathing Application (Option 2 Depicted)

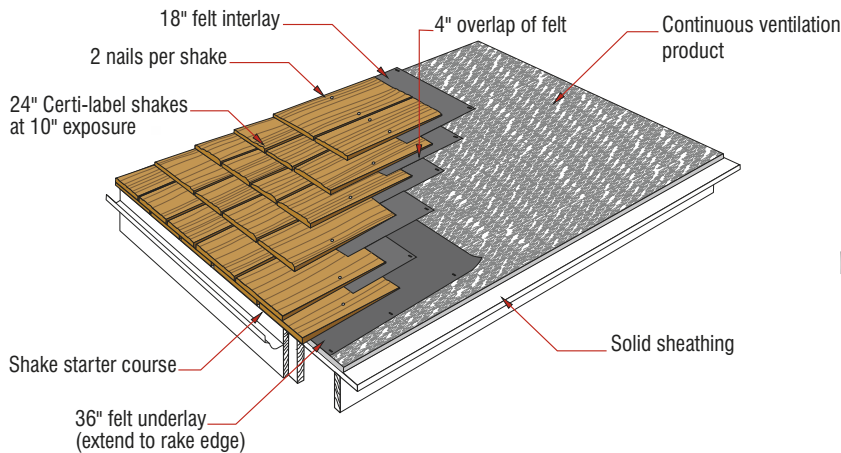


Figure 23c: Continuous Ventilation Product (Option 4 Depicted)

Figures 23a - 23c: High Humidity Area Details

Note: The above figures are depicting a shake application - **Do not interlay shingles with felt.**